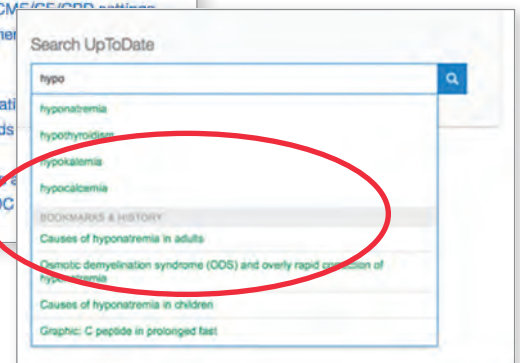
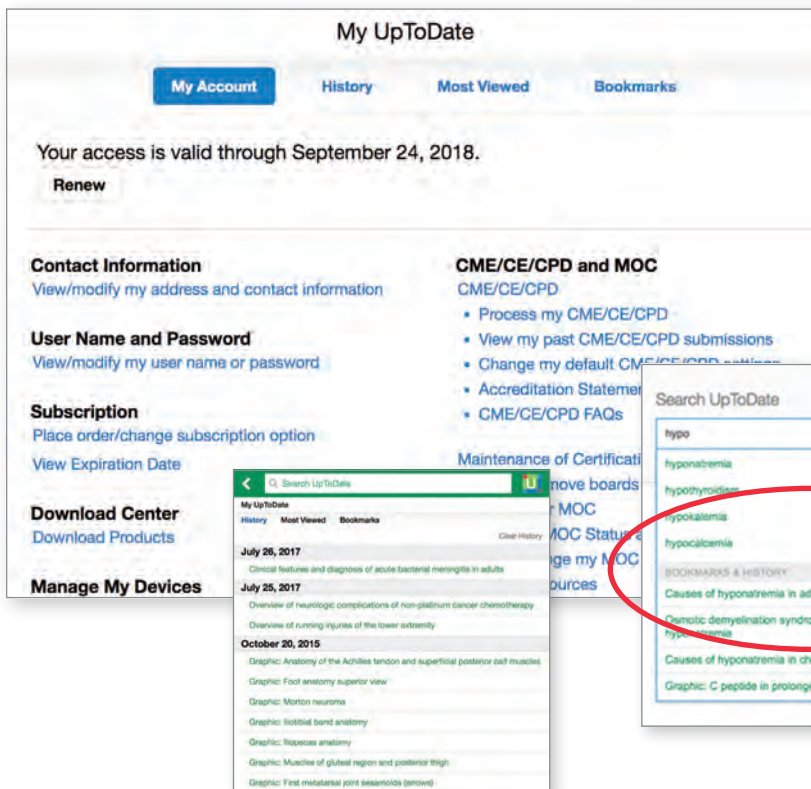
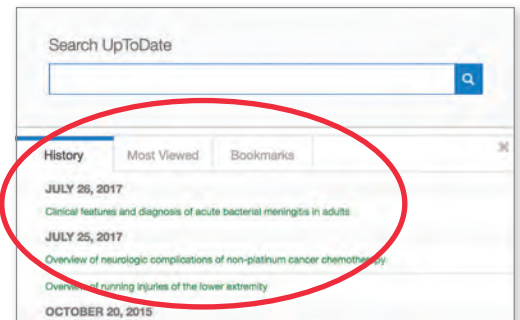


Health

## Explore the latest features in UpToDate®

UpToDate offers features that allow clinicians to find answers to their clinical questions more quickly and easily. Clinicians now have quick and convenient access to information they find most valuable. These new features are accessible to users with registered accounts or individual subscriptions and are available on any device — such as a desktop, tablet, or smartphone.

With the new homepage interface, clinicians can quickly and easily access these new features from below the search bar. The features can also be accessed from the “My UpToDate” page. In addition, Bookmarks and History are available through the autocomplete function during a search.



## BOOKMARKS

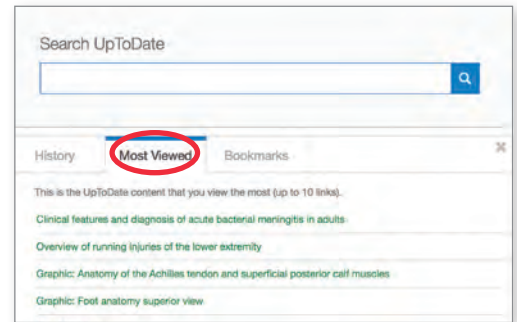
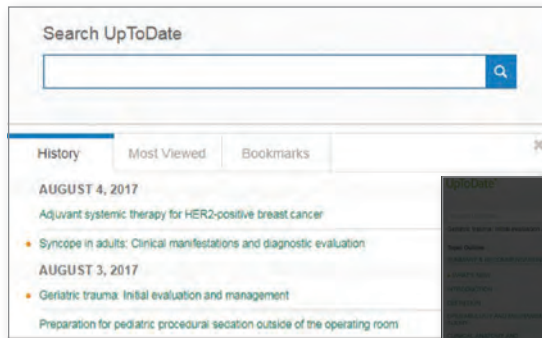
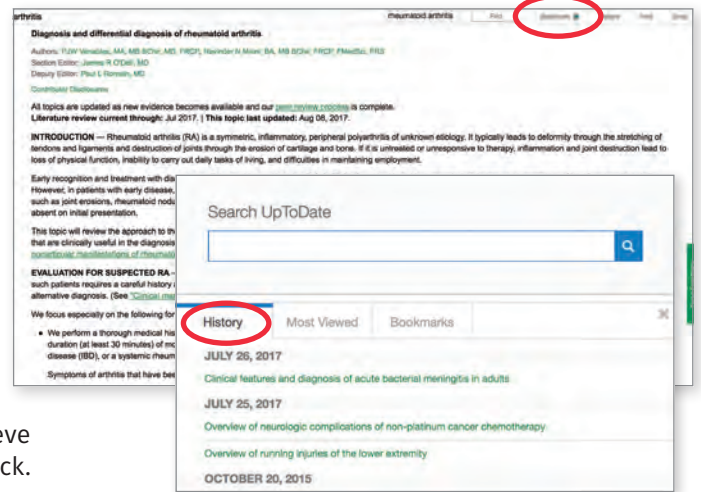
Bookmark content, such as topics, calculators, drug information, and graphics. Click the bookmark ribbon to tag content for later viewing.

## HISTORY:

View your history from the new homepage interface or from “My UpToDate.” Easily scroll through the content you’ve accessed and retrieve previously viewed content with one click.

## MOST VIEWED:

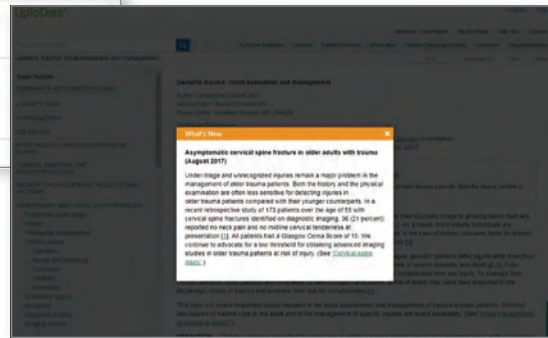
Easier access to frequently used content. Access topics you view most often with one click. Topics viewed most frequently are placed higher on the list.



## WHAT'S NEW/PRACTICE CHANGING UPDATES NOTIFICATIONS:

Notifications will alert you to clinically significant changes made to topics you've previously viewed.

A visual indicator (an orange dot) is displayed next to the topic title in your History, Most Viewed, and Bookmarks. Upon viewing the topic, you will see the Practice Changing Update and/or What's New narrative shown in a pop-up window.



## SYNC CONTENT ACROSS ALL YOUR DEVICES

Your personal activity automatically syncs across all devices, ensuring a seamless user experience.

