



University of Jordan e-Library portal

Usage Statistics

This report is a summary of usage statistics for a specific time period based on recorded events and combined data from the University of Jordan e-library portal (<http://ju.coe.deep-knowledge.net> (<http://ju.coe.deep-knowledge.net>))

Combined usages statistics

Time Period: Sunday, March 1, 2020 To Thursday, May 21, 2020

View(s): a view or views refers to a single click on an online resource that is available and remotely accessible to all University of Jordan end-users via the secure resources page. Clicks outside the University of Jordan portal are not counted or referred to as views in this report.

Account registration: a valid and active end-user account is referred to as an account registration. Invalid registrations are discarded from the system. For individual resource statistics within the native publishers platforms, please contact support@techknowledge.ae

Important figures:

1. **Total number of registered members:** 869
2. **Total number of collection views:** 18384
3. **Total number of successful sign-in:** 10654

Monthly Registrations

The chart shows time progression in months versus end-user successful account registrations. This chart is about combined registration data. For a registration breakdown by institution, please refer to the next section (Registration breakdown by Institution)



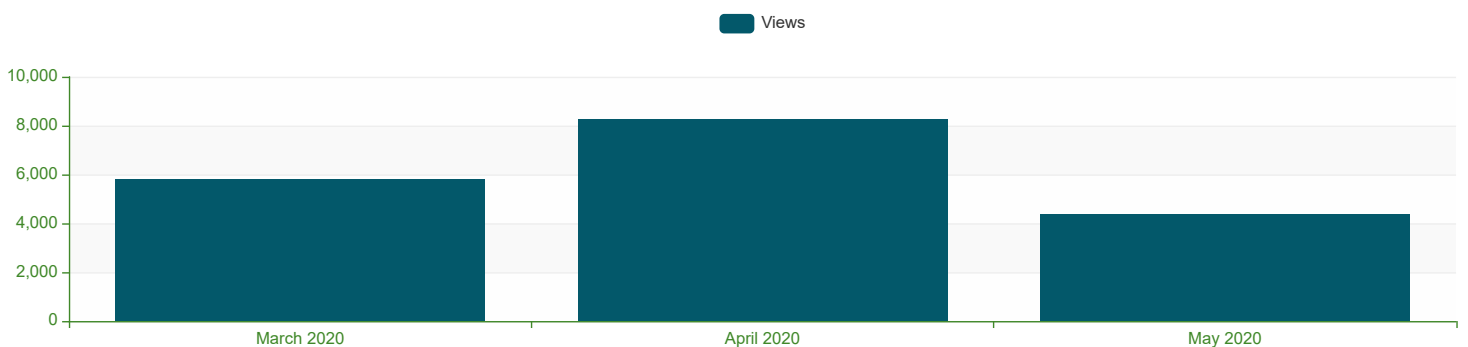
Monthly Logins

Total number of user sign-in: The chart display time progression against monthly user successful logins to the University of Jordan e-library portal



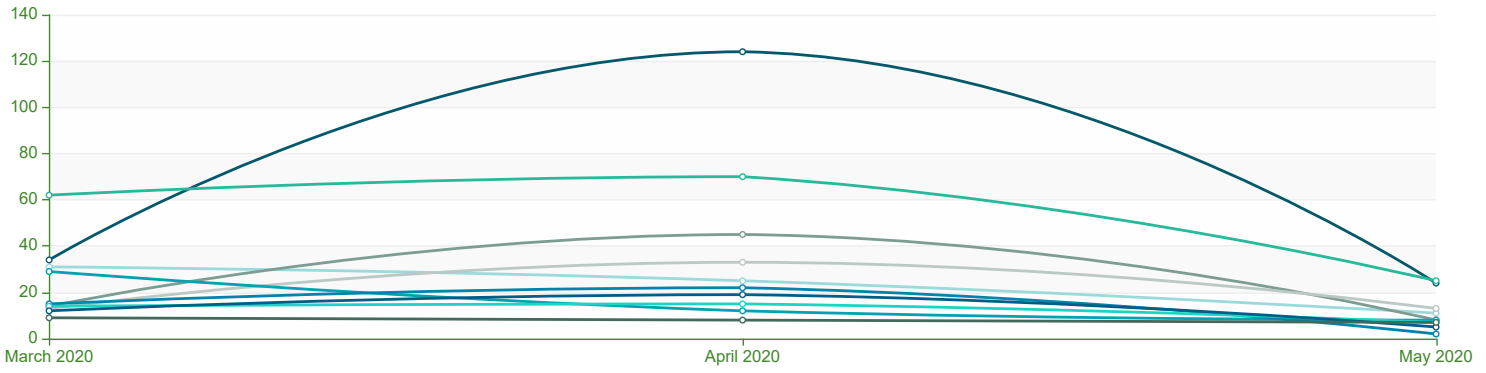
Monthly Views

In this chart, recorded resources views on a monthly basis are displayed



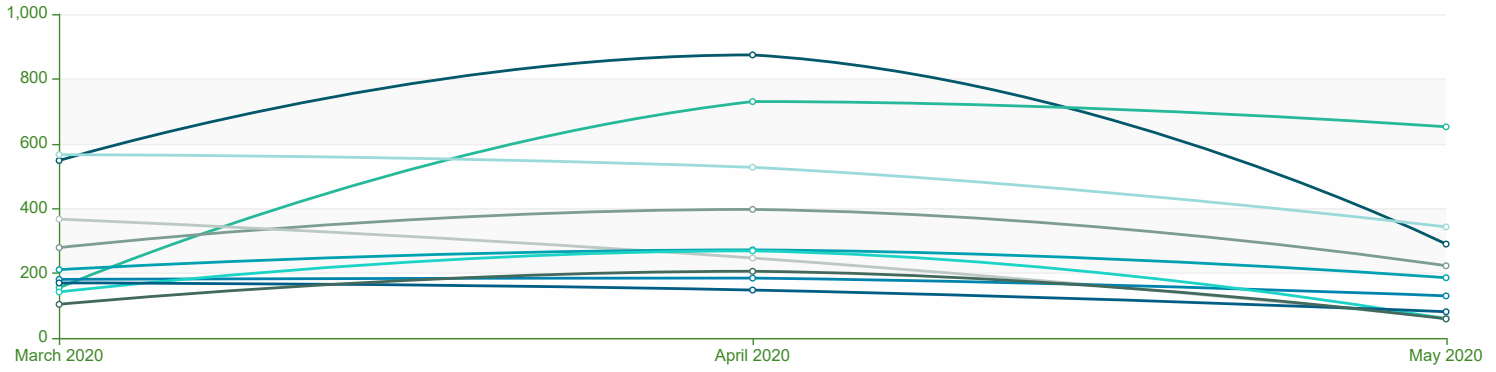
Users Monthly Registrations by Entity(Top 10)

Registrations in this chart are broken down by institution name



○ School of Law ○ School of Pharmacy ○ School of Educational Sciences ○ School of Engineering ○ School of Arts ○ School of Medicine ○ School of Nursing
○ School of Business ○ School of Shari a ○ School of Science

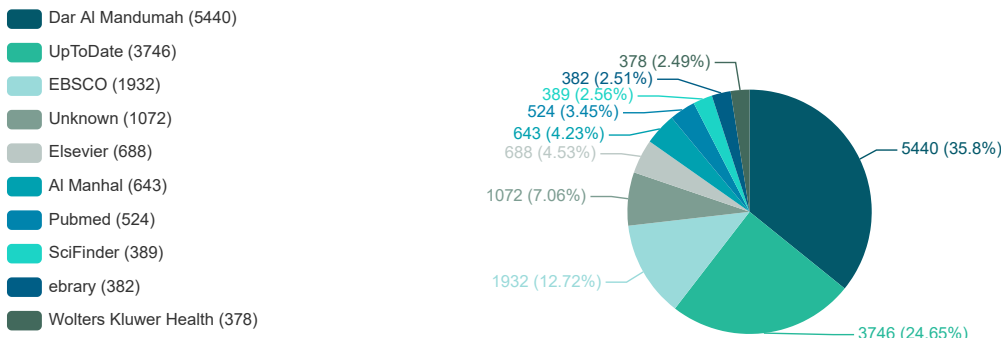
Users Monthly Logins by Entity(Top 10)



○ School of Pharmacy ○ School of Law ○ School of Medicine ○ School of Arts ○ School of Foreign Languages ○ School of Educational Sciences ○ School of Science
○ School of Shari a ○ School of Graduate Studies ○ School of Engineering

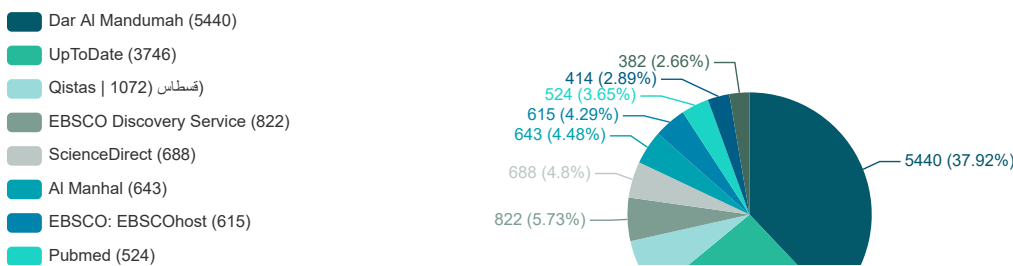
Total number of views/breakdown by publisher

This report shows the total number of collection views from the University of Jordan e-library portal for authenticated users. The number displayed on the label is the total views count for the total time period, and the percentage reflects the most popular publisher resources among end-users compared to the less popular ones.



Most Popular Collections

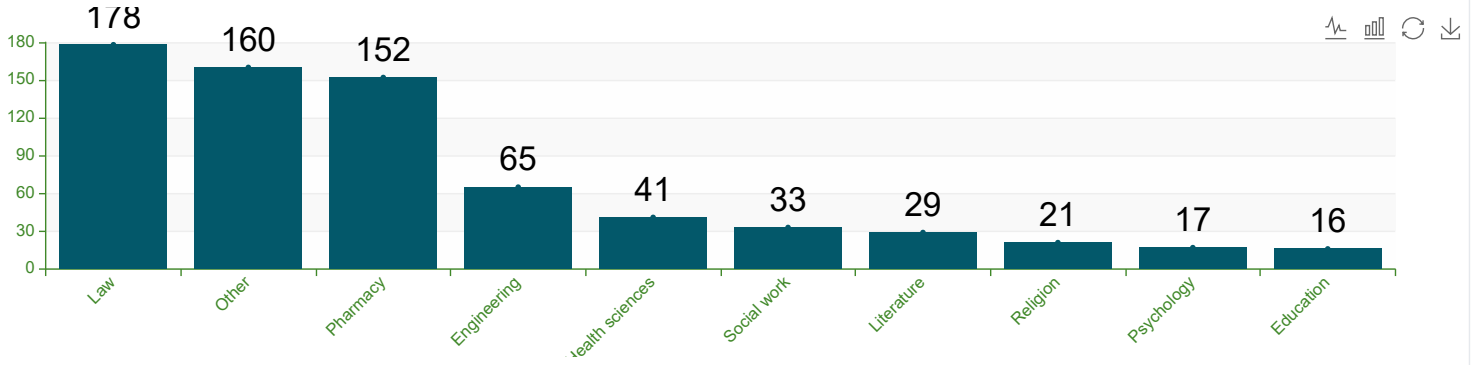
This is the most popular collections based on the number of views



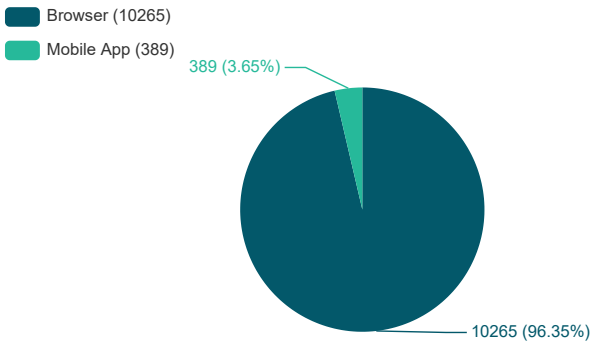
eBook Collection (414)
 Ebook Central (382)

1072 (7.47%)
 3746 (26.11%)

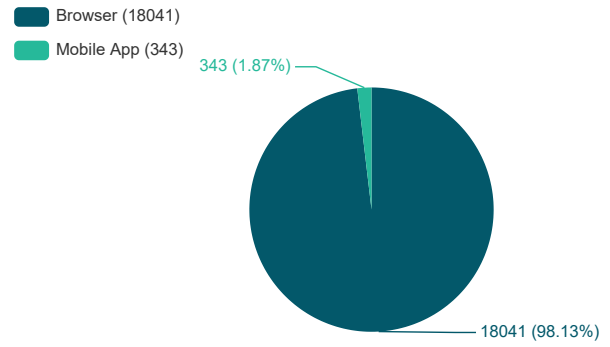
Users Top 10 Specializations



Users Login from Web/Mobile App



Resource Access from Web/Mobile App



Mobile App Logins



Mobile App Resource Access

