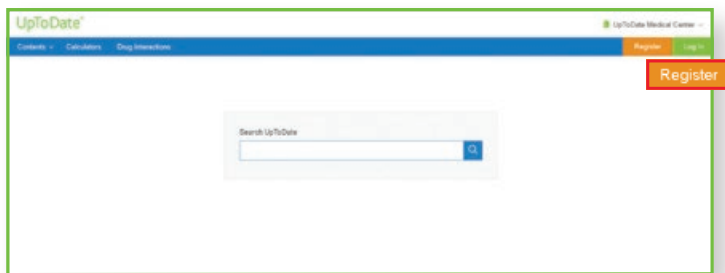


## UpToDate® Anywhere Access Tip Sheet

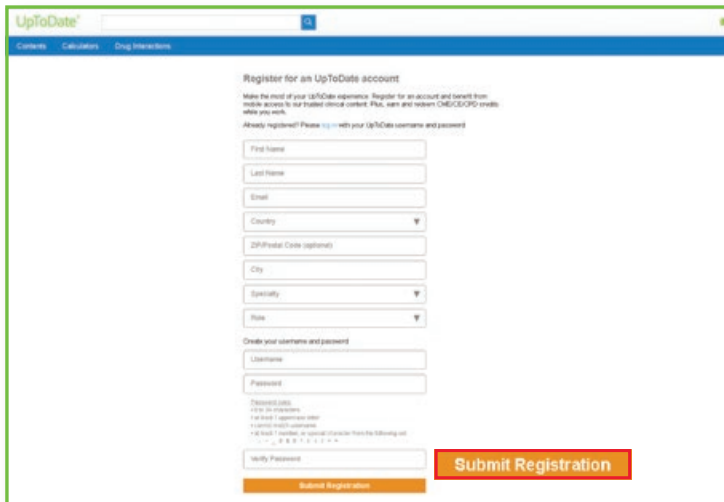
### GETTING REGISTERED

1. Access UpToDate Via KAU library portal by going to <https://kau.deepknowledge.io/KAU> after signing in, click on electronic Resources Tab, and select UpToDate under U Letter
2. Click the Register button in the upper right corner of the screen



**Please note:** You must register from within KAU's network to gain access to the Mobile App and accrue CME credits

3. Complete all fields on the registration form and then click Submit Registration.
4. Make note of your user name and password.



Upon completion of the registration process, you will receive a confirmation email from UpToDate with instructions on downloading the Mobile App.

**You are now registered and able to download the Mobile App and earn CME credits!**

- If you already have an UpToDate user name and password from a Personal Subscription or a previous access, simply click the Log in button in the upper right corner of the screen.

## MOBILE ACCESS

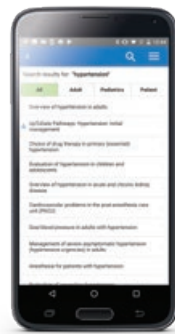
Once registered, you can install the Mobile App on up to two devices.

1. On your smartphone or tablet, search for “UpToDate” in your app store and install the free app.
2. Open the UpToDate Mobile App upon completion of download.
3. Log in with your UpToDate user name and password. *You only need to do this once – the app remembers your user name and password.*

UpToDate App for iOS\*



UpToDate App for Android\*



## ACCESS UPTODATE ANYWHERE

- In addition to the Mobile App, you can access UpToDate from any computer with internet access.
- Simply go to [www.uptodate.com](http://www.uptodate.com) and click the “Log In” button located in the top right corner of the UpToDate home page, and enter your user name and password.



## MAINTAINING ACCESS

In order to maintain uninterrupted access to UpToDate Anywhere, you must re-verify your affiliation with KAU once every 90 days

To re-verify, log in to UpToDate with your user name and password by going to <https://kau.deepknowledge.io/KAU> then sign in and click on electronic Resources Tab, and select UpToDate under U Letter

**Please Note:** In-application & email messaging will inform you of the need to verify affiliation if you have not done so by day 80, You will receive a second alert at day 90. If you fail to re-verify by day 90, you will lose mobile and remote access. To regain access simply login to UpToDate with your user name and password while connected to your hospital or organization's network

For further training support please contact [training@uptodate.com](mailto:training@uptodate.com)

For customer service assistance, email [customerservice@uptodate.com](mailto:customerservice@uptodate.com) or call 1-800-998-6374